

4

3

2

1

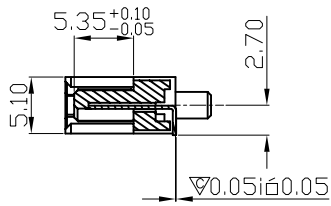
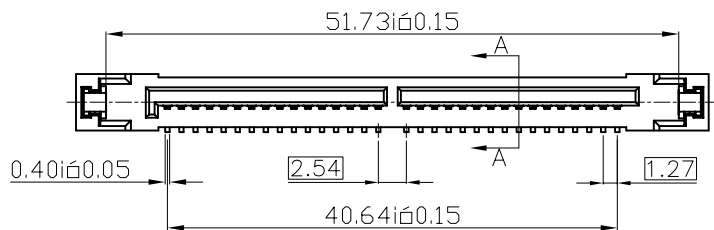
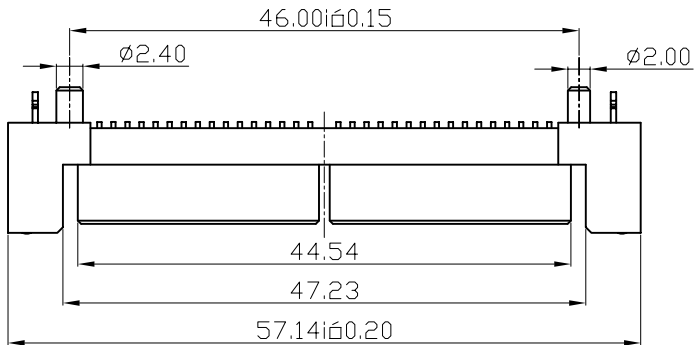
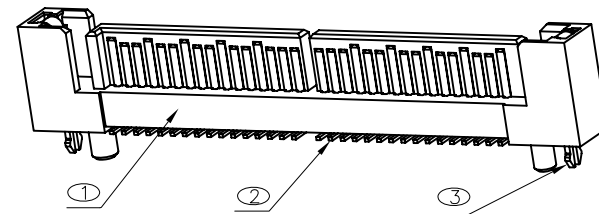
PART NO. SEE TABLE2

REVISIONS			
LTR	DESCRIPTION	Drawing	DATE
C	CHANGE THE FRAME OF DRAWING	JIANG	09/30'05
D	ADD THE PART TYPE Δ	JIANG	03/16'06

CUSTOMER DRAWING

TABLE2

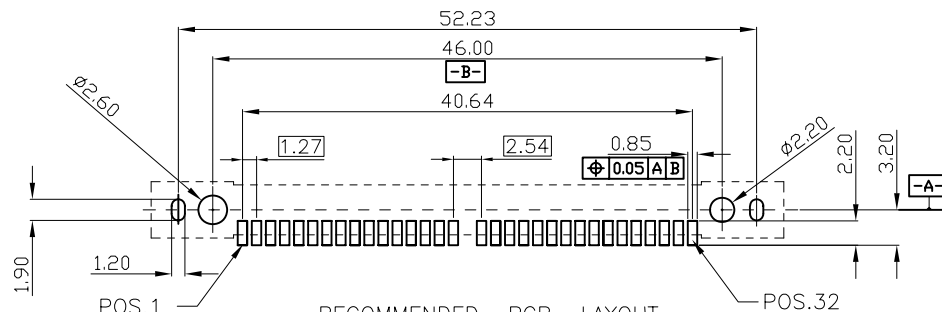
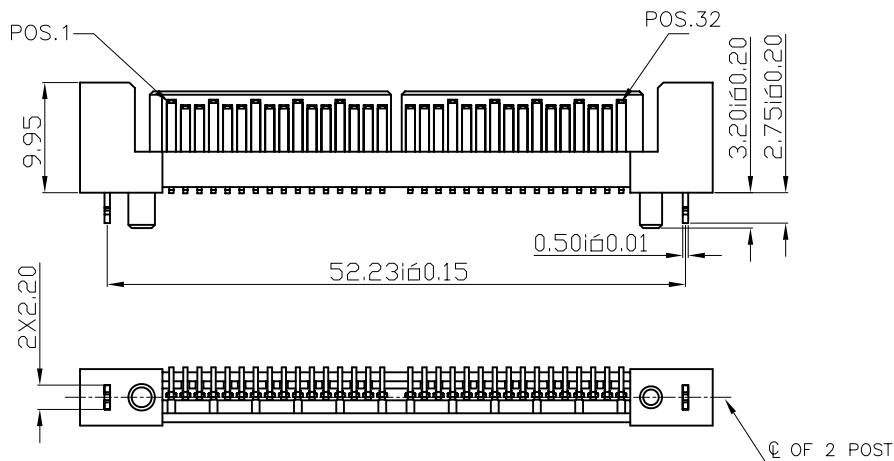
ASSEMBLY PART NO.	Au PLATING	MATERIAL
020-01-00084	15u"	PA9T Δ
020-01-00085	GOLD FLASH	
020-01-00087	15u"	
020-01-00088	GOLD FLASH	LCP



SECTION A-A

NOTES:

- MATERIAL:
HOUSING: THERMOPLASTIC UL94V-0, COLOR: BLACK.
CONTACT: COPPER ALLOY.
BOARD LOCK: COPPER ALLOY.
- FINISH:
CONTACT: GOLD PLATING ON CONTACT AREAS(SEE TABLE);
TIN PLATED ON SOLDER TAILS;
NICKEL UNDERPLATE OVER ALL.
BOARD LOCK: TIN PLATED ON SOLDER TAILS;
NICKEL UNDERPLATE OVER ALL.
- PRODUCT SPECIFICATION REFERENCE TO *****
- PACKAGING SPECIFICATION REFERENCE TO *****



RECOMMENDED PCB LAYOUT
(ALL TOLANCE ARE ±0.05)

TABLE1

ITEM	DESCRIPTION	Q'TY	MATERIAL	FINISH
3	BOARD LOCK	2	COPPER ALLOY	NI UNDERPLATING TIN PLATED ON SOLDER AREA
2	CONTACT	32	COPPER ALLOY	NI UNDERPLATING TIN PLATED ON SOLDER AREA GOLD PLATING ON CONTACT AREA
1	BASE	1	THERMAL PLASTIC	COLOR:BLACK

DIMENSION ARE MILLIMETERS TOLERANCES ARE : DECIMALS .X i0 0.30 .XX i0 0.25 ANGLE: X ± 1'	APPROVALS		DATE	PART NO.		
	DRAWN	JIANG	03/16'06	020-01-00084/00085 020-01-00087/00088		
	CHECKED			TITLE: SAS 32P(MALE) VERTICAL SMT TYPE CUSTOMER DRAWING		
	APPROVALS			SIZE mm	SCALE : 1 : 1	DRAWING NO. 000151
DO NOT SCALE DRAWING			ID NO. XXXXXXXXX	SHEET 1 OF 1		

DESCRIPTION

NO

4

3

2

1