

| REV. | ECN NO. | DATE |
|------|----------|-----------|
| A | RELEASED | 5/3/'97 |
| B | 708008 | 8/5/'97 |
| C | 801045 | 10/20/'98 |
| D | 110025 | 10/25/'01 |

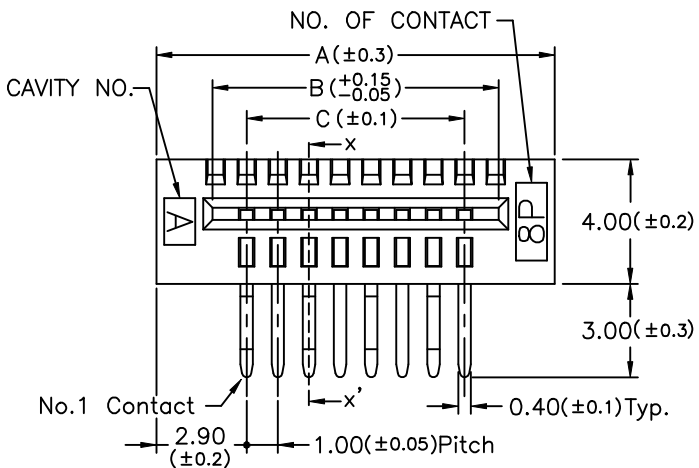
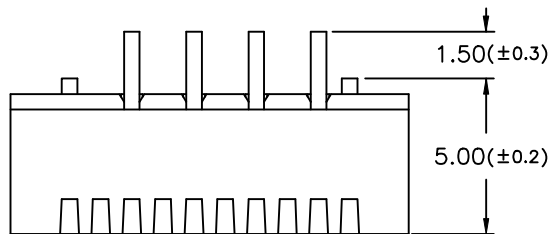
NOTE:

- 1.MATERIAL:
INSULATOR:THERMOPLASTIC
CONTACTS:PHOSPHOR BRONZE
- 2.CONTACTS FINISH:TIN OVER NICKEL
- 3.PART NO.:

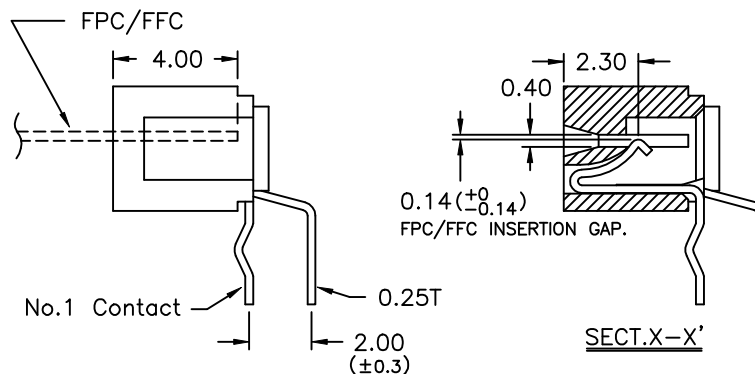
BL109- xx RL

RIGHT ANGLE(LOWER CONTACT TYPE)
NO. OF CONTACTS
SERIES

- 4.CURRENT RATING:0.5A MAX.
- 5.VOLTAGE RATING:50V MAX.
- 6.DIELECTRIC WITHSTANDING VOLTAGE:500Vrms.

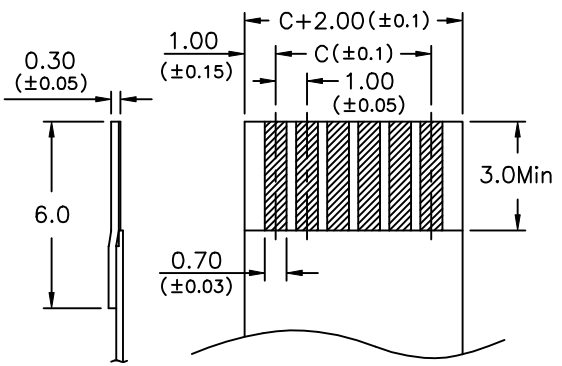
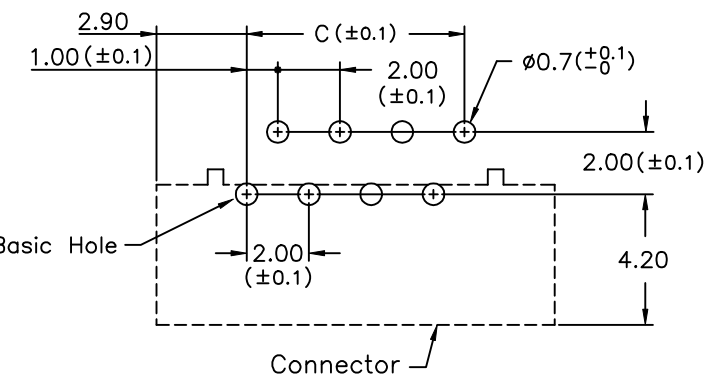


PCB Layout



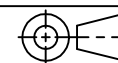
Applicable FPC

| No. of Contacts | Catalog Number | Dimensions | | |
|-----------------|----------------|------------|-------|-------|
| | | A | B | C |
| 4 | BL109-4RL | 8.80 | 5.20 | 3.00 |
| 5 | BL109-5RL | 9.80 | 6.20 | 4.00 |
| 6 | BL109-6RL | 10.80 | 7.20 | 5.00 |
| 7 | BL109-7RL | 11.80 | 8.20 | 6.00 |
| 8 | BL109-8RL | 12.80 | 9.20 | 7.00 |
| 9 | BL109-9RL | 13.80 | 10.20 | 8.00 |
| 10 | BL109-10RL | 14.80 | 11.20 | 9.00 |
| 11 | BL109-11RL | 15.80 | 12.20 | 10.00 |
| 12 | BL109-12RL | 16.80 | 13.20 | 11.00 |
| 13 | BL109-13RL | 17.80 | 14.20 | 12.00 |
| 14 | BL109-14RL | 18.80 | 15.20 | 13.00 |
| 15 | BL109-15RL | 19.80 | 16.20 | 14.00 |
| 16 | BL109-16RL | 20.80 | 17.20 | 15.00 |
| 17 | BL109-17RL | 21.80 | 18.20 | 16.00 |
| 18 | BL109-18RL | 22.80 | 19.20 | 17.00 |
| 19 | BL109-19RL | 23.80 | 20.20 | 18.00 |
| 20 | BL109-20RL | 24.80 | 21.20 | 19.00 |
| 21 | BL109-21RL | 25.80 | 22.20 | 20.00 |
| 22 | BL109-22RL | 26.80 | 23.20 | 21.00 |
| 23 | BL109-23RL | 27.80 | 24.20 | 22.00 |
| 24 | BL109-24RL | 28.80 | 25.20 | 23.00 |
| 25 | BL109-25RL | 29.80 | 26.20 | 24.00 |
| 26 | BL109-26RL | 30.80 | 27.20 | 25.00 |
| 27 | BL109-27RL | 31.80 | 28.20 | 26.00 |
| 28 | BL109-28RL | 32.80 | 29.20 | 27.00 |
| 29 | BL109-29RL | 33.80 | 30.20 | 28.00 |
| 30 | BL109-30RL | 34.80 | 31.20 | 29.00 |
| 31 | BL109-31RL | 35.80 | 32.20 | 30.00 |
| 32 | BL109-32RL | 36.80 | 33.20 | 31.00 |



FPC/FFC INSERT DIRECTION

| TOLERANCE UNLESS SPECIFIED | REV. | D | DR. BY | MATERIAL |
|----------------------------|-------|-----|---------|----------------------|
| LINEAR | | | | See Note 1. |
| ANGLE | | | | See Note 2. |
| .X ±0.2 | SHEET | 3/4 | CHK. BY | DATE 10/25/'01 |
| .XX ±0.15 | SCALE | 4/1 | APP. BY | PART NO. See Note 3. |
| .XXX ±0.05 | UNIT | mm | | |



TITLE 1.0mm Pitch FPC/FFC Connector
DWG NO. D/BOOK/BOOK/BL109/HP