

REV.	ECN NO.	DATE
A	RELEASED	5/3/'97
B	708008	8/5/'97
C	801045	10/20/'98
D	110025	10/25/'01

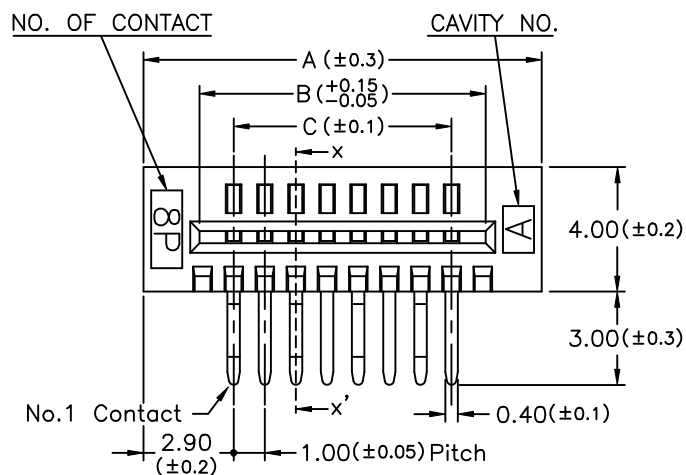
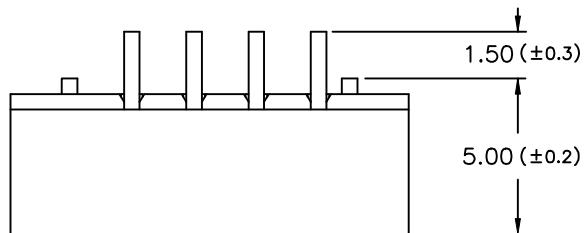
NOTE:

- 1.MATERIAL:  
INSULATOR:THERMOPLASTIC  
CONTACTS:PHOSPHOR BRONZE
- 2.CONTACTS FINISH:TIN OVER NICKEL
- 3.PART NO.:

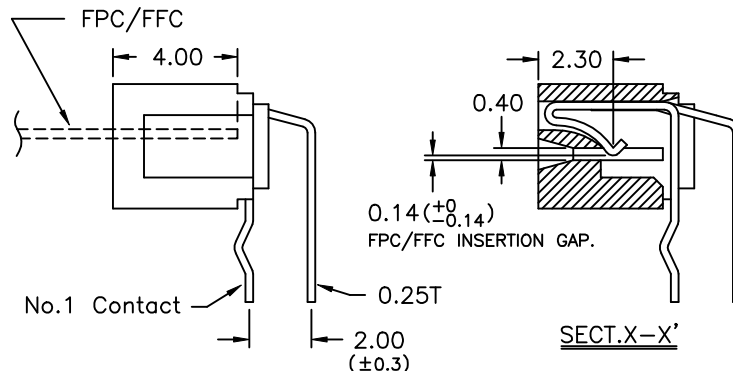
BL109- xx RU

RIGHT ANGLE(UPPER CONTACT TYPE)  
NO. OF CONTACTS  
SERIES

- 4.CURRENT RATING:0.5A MAX.
- 5.VOLTAGE RATING:50V MAX.
- 6.DIELECTRIC WITHSTANDING VOLTAGE:500Vrms.

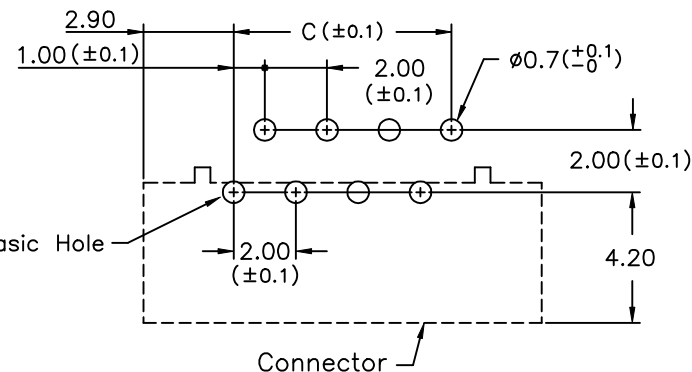


PCB Layout

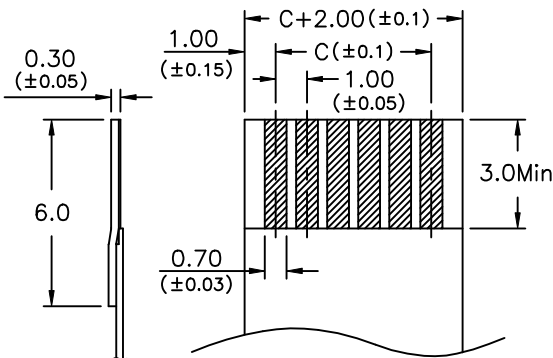


Applicable FPC

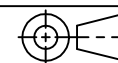
No.of Contacts	Catalog Number	Dimensions		
		A	B	C
4	BL109-4RU	8.80	5.20	3.00
5	BL109-5RU	9.80	6.20	4.00
6	BL109-6RU	10.80	7.20	5.00
7	BL109-7RU	11.80	8.20	6.00
8	BL109-8RU	12.80	9.20	7.00
9	BL109-9RU	13.80	10.20	8.00
10	BL109-10RU	14.80	11.20	9.00
11	BL109-11RU	15.80	12.20	10.00
12	BL109-12RU	16.80	13.20	11.00
13	BL109-13RU	17.80	14.20	12.00
14	BL109-14RU	18.80	15.20	13.00
15	BL109-15RU	19.80	16.20	14.00
16	BL109-16RU	20.80	17.20	15.00
17	BL109-17RU	21.80	18.20	16.00
18	BL109-18RU	22.80	19.20	17.00
19	BL109-19RU	23.80	20.20	18.00
20	BL109-20RU	24.80	21.20	19.00
21	BL109-21RU	25.80	22.20	20.00
22	BL109-22RU	26.80	23.20	21.00
23	BL109-23RU	27.80	24.20	22.00
24	BL109-24RU	28.80	25.20	23.00
25	BL109-25RU	29.80	26.20	24.00
26	BL109-26RU	30.80	27.20	25.00
27	BL109-27RU	31.80	28.20	26.00
28	BL109-28RU	32.80	29.20	27.00
29	BL109-29RU	33.80	30.20	28.00
30	BL109-30RU	34.80	31.20	29.00
31	BL109-31RU	35.80	32.20	30.00
32	BL109-32RU	36.80	33.20	31.00



FPC/FFC INSERT DIRECTION



TOLERANCE UNLESS SPECIFIED		REV.	D	DR. BY	MATERIAL
LINEAR	ANGLE	SHEET	2/4	CHK. BY	See Note 1.
.X ±0.2	X	SCALE	4/1	APP. BY	FINISH See Note 2.
.XX ±0.15	.X	UNIT	mm		DATE 10/25/'01
.XXX ±0.05					PART NO. See Note 3.



TITLE 1.0mm Pitch FPC/FFC Connector  
DWG NO. D/BOOK/BOOK/BL109/HP