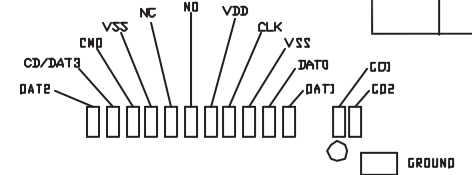
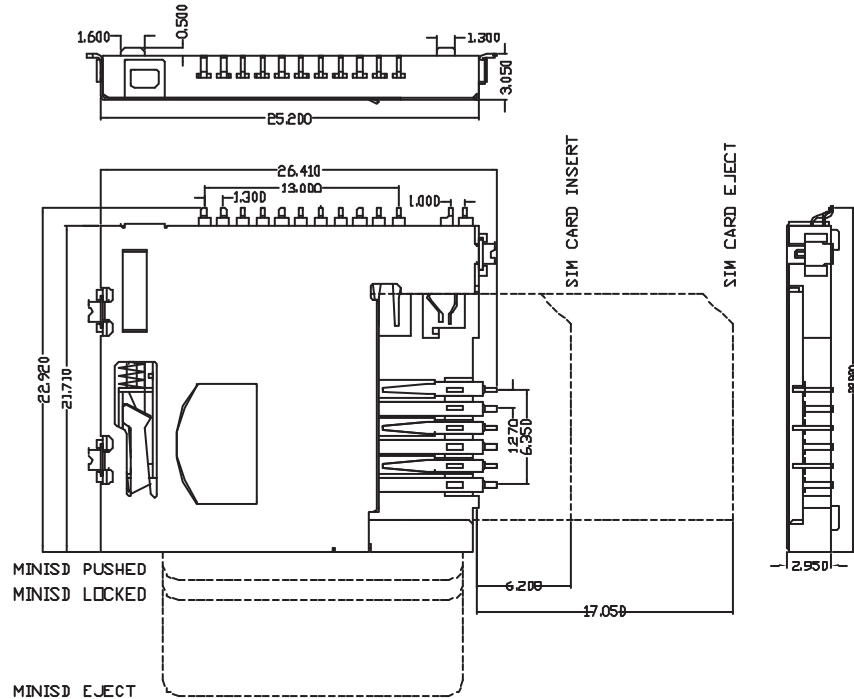


1 2 3 4 5 6 7 8

REV	MODIFICATION	DATE	DRAW

F  
E  
D  
C  
B  
A



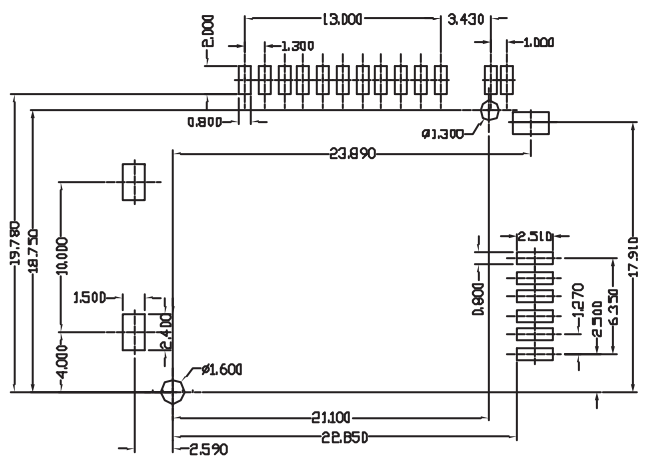
- NOTE:
1. TERMINAL AND NAIL COPLANARITY TO BE 0.12MAX.
  2. MATERIL  
 INSULATOR: HEAT RESISTANCE POLYMER UL94-V0 BLACK  
 CONTACT: COPPER ALLOY , CONTACT AREA: GOLD  
 METAL COVER: BRASS  
 SPRING: SWP  
 SHIFT PIN: STAINLESS STEEL
  3. DETECT SWITCH

CARD INSERTING POSITION	CLOSED
NO CARD POSITION	OPEN

4. INSPECTION MAJOR DIMENSION AS REMARK

ORDERING INFORMATION  
 SIMMC-02301B00 X

0: CLOSE  
 1: OPEN



RECOMMENDED PCB PATTERN LAYOUT  
 (ALL DIMENSION TOLERANCE ±0.03)

1 2 3 4 5 6 7 8 8F-01-R10

DIMENSION IN mm [Inch]		PROD. SPEC.	ALMITA CO., LTD.	
TOLERANCE UNLESS OTHERWISE SPECIFIED		PKG. SPEC.	TITLE SIM MINISD CARD CUSTOMER DRAWING	
.X±	X'±	APPROVE	FILE NO.	DWG NO. SIMMC-02301B00X
.XX±	.X'±	CHECK	SIZE A4	PROJ.  SHEET 1 / 1
.XXX±	.XX'±	DRAW	SCALE 1:1.5	REV A

F  
E  
D  
C  
B  
A