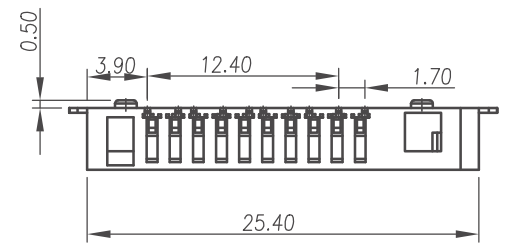


1 2 3 4 5 6 7 8

REV	MODIFICATION	DATE	DRAW

F

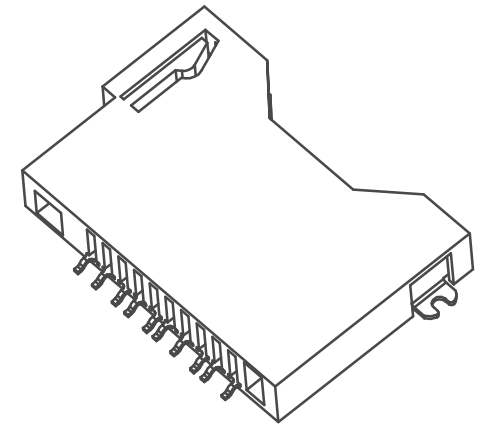
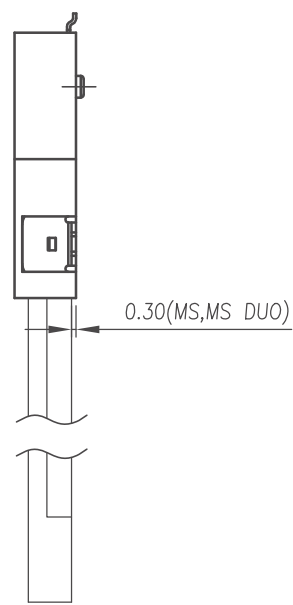
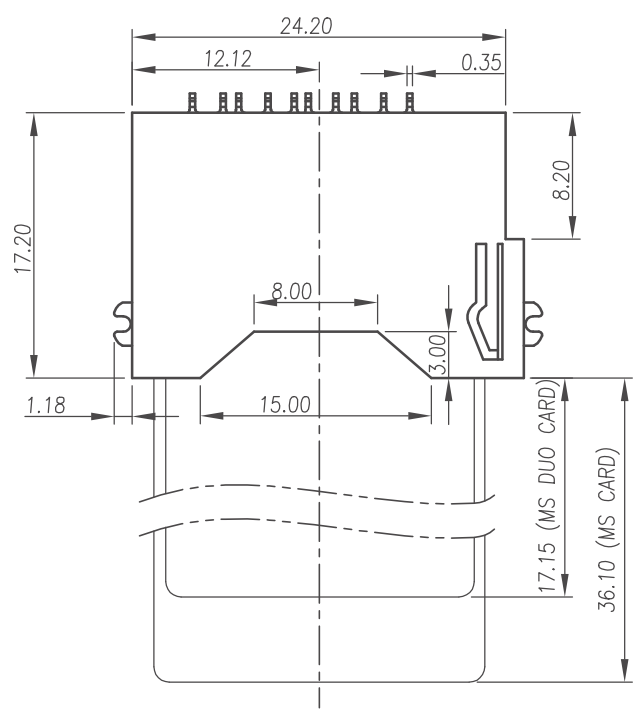
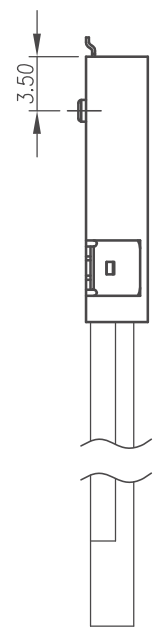


Ordering Information:
AIO2X-210XXBTOX

Contact Area Plating:
05-- 5μ" Gold Plating
10-- 10μ" Gold Plating
15-- 15μ" Gold Plating

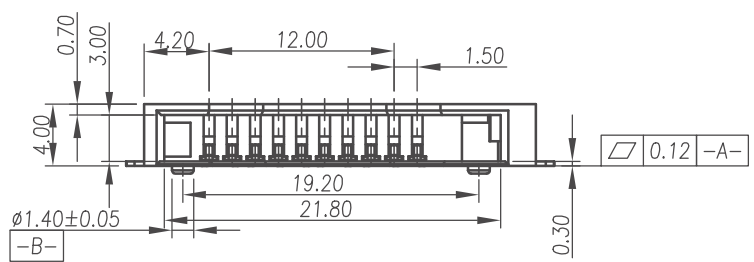
LOGO.
0: WITHOUT LOGO
1: WITH LOGO

E



C

B



DIMENSION IN mm [Inch]		PROD. SPEC. SP0094	ALMITA CO., LTD.	
TOLERANCE UNLESS OTHERWISE SPECIFIED		PKG. SPEC. PPP-AIO-010	TITLE 2 IN 1 CONNECTOR RESVERSE TYPE(MS,MSDUO)	CUSTOMER DRAWING
.X±0.30	X.*±	APPROVE	FILE NO. KFP-094	DWG NO. AIO2X-210XXBTOX
.XX±0.20	.X.*±	CHECK	SIZE A4	PROJ. SHEET 1 / 2
.XXX±0.10	.XX.*±	DRAW	SCALE 2:1	REV A

A

1 2 3 4 5 6 7 8

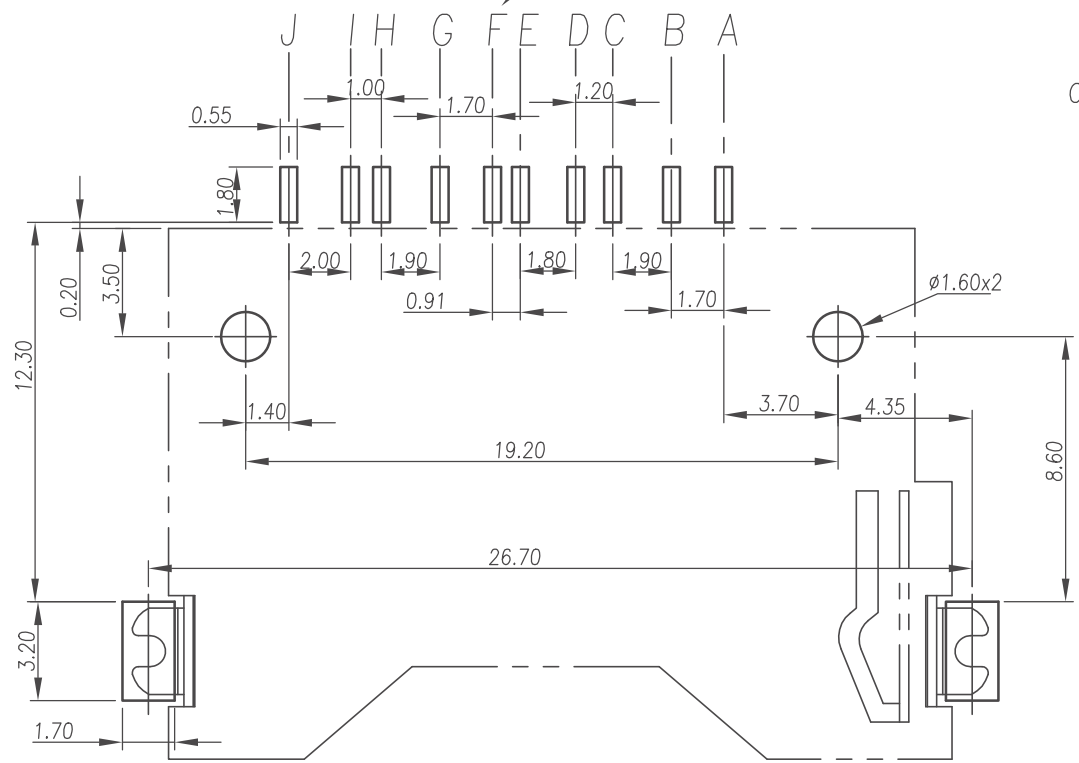
1 2 3 4 5 6 7 8

REV	MODIFICATION	DATE	DRAW

F
E
D
C
B
A

F
E
D
C
B
A

MEMORY STICK PIN NO.



Ordering Information:

A102X-210XXBTOX

Contact Area Plating:

- 05-- 5μ" Gold Plating
- 10-- 10μ" Gold Plating
- 15-- 15μ" Gold Plating

LOGO.

- 0: WITHOUT LOGO
- 1: WITH LOGO

MS & MS DUO	
PIN	NAME
A	VSS
B	BS
C	VCC
D	SDIO
E	Reserved
F	INS
G	Reserved
H	SCLK
I	VCC
J	VSS

P.C.B LAYOUT TOP VIEW

DIMENSION IN mm [Inch]		PROD. SPEC. SP0094	ALMITA CO., LTD.	
TOLERANCE UNLESS OTHERWISE SPECIFIED		PKG. SPEC. PPP-A10-010	TITLE 2 IN 1 CONNECTOR RESVERSE TYPE(MS,MS DUO)	CUSTOMER DRAWING
.X±0.10	X*±	APPROVE	FILE NO. KFP-094	DWG NO. A102X-210XXBTOX
.XX±0.05	.X*±	CHECK	SIZE A4	PROJ. SHEET 2 / 2
.XXX±0.03	.XX*±	DRAW	SCALE 4:1	REV A

1 2 3 4 5 6 7 8