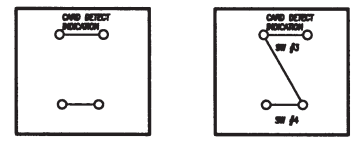
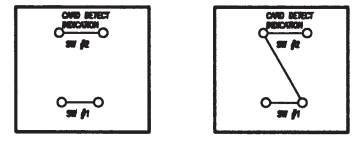


REV	MODIFICATION	DATE	DRAW
B	EN-04-0619	06/10/04"	JIM LIU
C	EN-04-1206	12/01/04"	JIM LIU

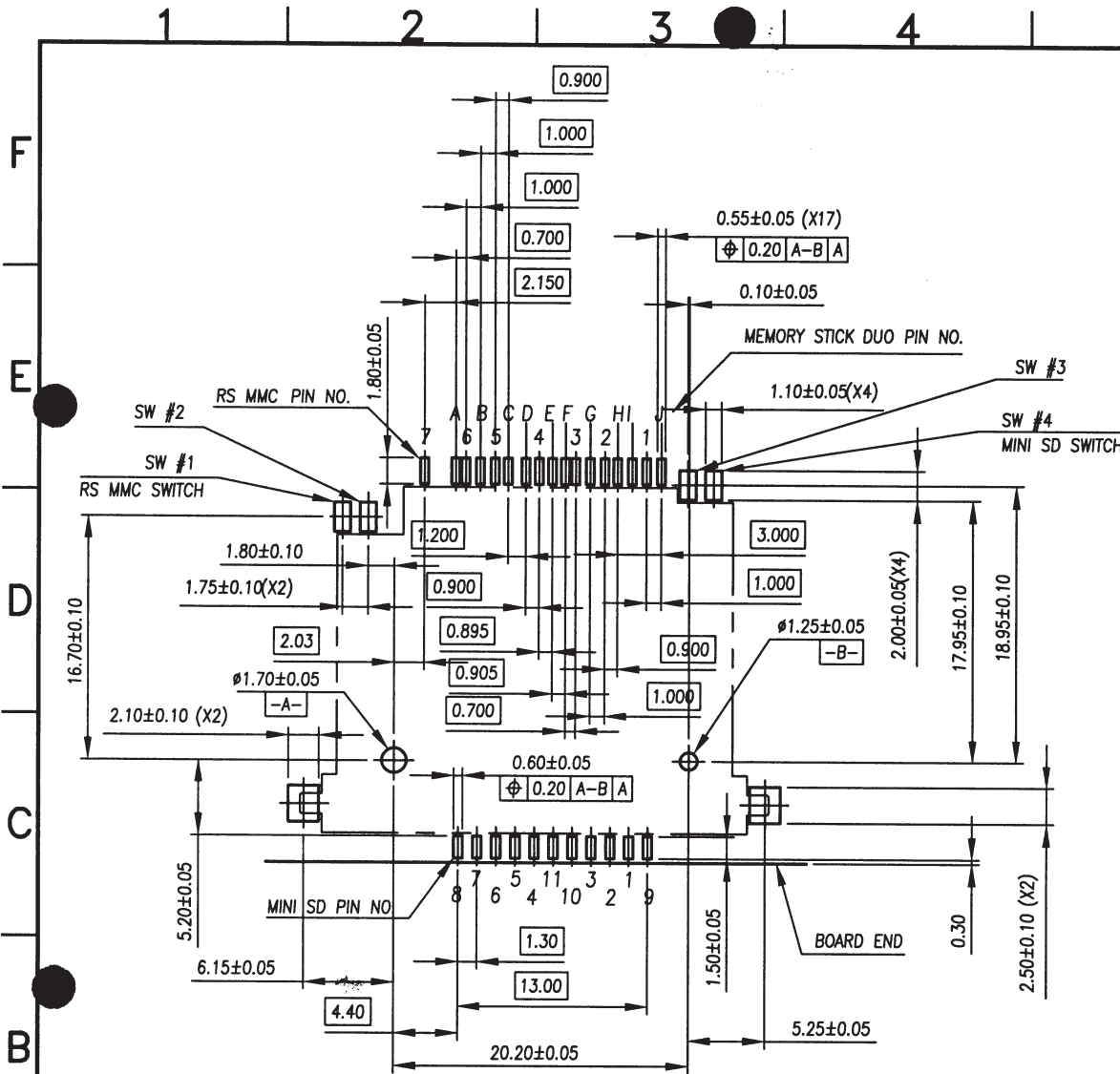


Ordering Information:  
A103X-228XXBXX0

Contact Area Plating:  
 05--5u" Gold Plating  
 10--10u" Gold Plating  
 15--15u" Gold Plating

0 : WITHOUT LOGO  
 1 : WITH LOGO  
 0 : TIN-LEAD.  
 T : LEAD FREE.

DIMENSION IN mm [Inch]		PROD. SPEC. SP0073		ALMITA CO., LTD.	
TOLERANCE UNLESS OTHERWISE SPECIFIED		PKG. SPEC. PPP-A10-002		TITLE RS MMC,MS DUO,MINI SD 3 IN 1 MINI. CONNECTOR	
.X±0.30	X.±	APPROVE	劉忠朋	CUSTOMER DRAWING	
.XX±0.20	.X±	CHECK	劉忠朋	FILE NO. KFP-073	DWG NO. A103X-228XXBXX0
.XXX±0.10	.XX±	DRAW	劉忠朋	SIZE A4	PROJ. SHEET 1 / 2
				SCALE 1:1	REV C



P.C.B Layout(TOP VIEW)

RS MMC		MINI SD		MS DUO	
PIN	NAME	PIN	NAME	PIN	NAME
1	CD/DAT3	1	CD/DAT3	A	VSS
2	CMD/DI	2	CMD/DI	B	BS
3	VSS1	3	VSS1	C	VCC
4	VDD	4	VDD	D	SDIO
5	CLK/SCLK	5	CLK/SCLK	E	Reserved
6	VSS2	6	VSS2	F	INS
7	DAT0	7	DAT0	G	Reserved
		8	DAT1	H	SCLK
		9	DAT2	I	VCC
		10		J	VSS
		11			

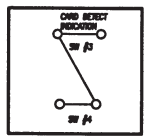
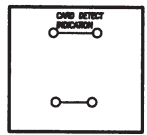
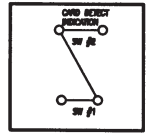
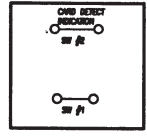
REV	MODIFICATION	DATE	DRAW
B	EN-04-0619	06/10/04	JIM LIU
C	EN-04-1206	12/01/04	JIM LIU

NOTES:

- Material:
  - Housing:Thermoplastic UL94V-0
  - Color:Black
  - Contact:Phosphor Bronze.
  - Tin/Lead 100u" at Solder Tail,See "Ordering Information" for Contact Area Plating Mounting Ear, Brass Nickel plating for all.

2.Specification:

- Electrical Characteristics:
  - A-1.Contact Resistance: 40 Milliohms Max.
  - A-2.Dielectric Withstanding Voltage: 500 VAC Max With 1 Minute
  - A-3.Insulation Resistance:1000 Megaohms Min.
  - A-4.Current Rating:1 A AC/DC MAX. Rated Voltage:500 V RMS Min.
- Mechanical Characteristics:
  - B-1.Insertion Force:9.80 N Max.
  - B-2.Separation Force:1.00 N Min.
  - B-3.Contact Retaintion Force:0.98 N Min. Per Contact
  - B-4.Operating Temperature:-20°C~+60°C



DIMENSION IN mm [Inch]		PROD. SPEC. SP0073	ALMITA CO., LTD.	
TOLERANCE UNLESS OTHERWISE SPECIFIED		PKG. SPEC. PPP-A0-002	TITLE RS MMC,MS,MS DUO,MINI SD 3 IN 1 MINI. CONNECTOR	
.X±0.30	.X'±	APPROVE: <i>[Signature]</i>	FILE NO. KFP-073	DWG NO. A103X-228XXBXX0
.XX±0.20	.X'±	CHECK: 劉忠朋	CUSTOMER DRAWING	
.XXX±0.10	.XX'±	DRAW: 劉忠朋	SIZE A4	PROJ. SHEET 2 / 2
			SCALE 2:1	REV C