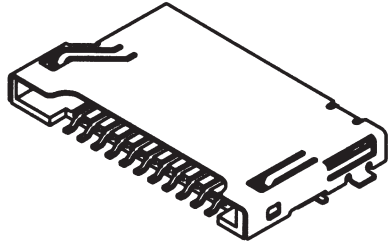


REV	MODIFICATION	DATE	DRAW
B	EN-05-0226	02-22-94	Gary



Ordering Information:

MDBMF-X12XXBXX0

PACKAGE :  
 0 : TRAY  
 1 : TAPE REEL

Plating Type :  
 0 : Tin-Lead 90/10  
 T : Lead Free

Contact Area Plating :  
 05--05u" Gold Plating  
 10--10u" Gold Plating  
 15--15u" Gold Plating

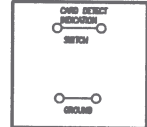
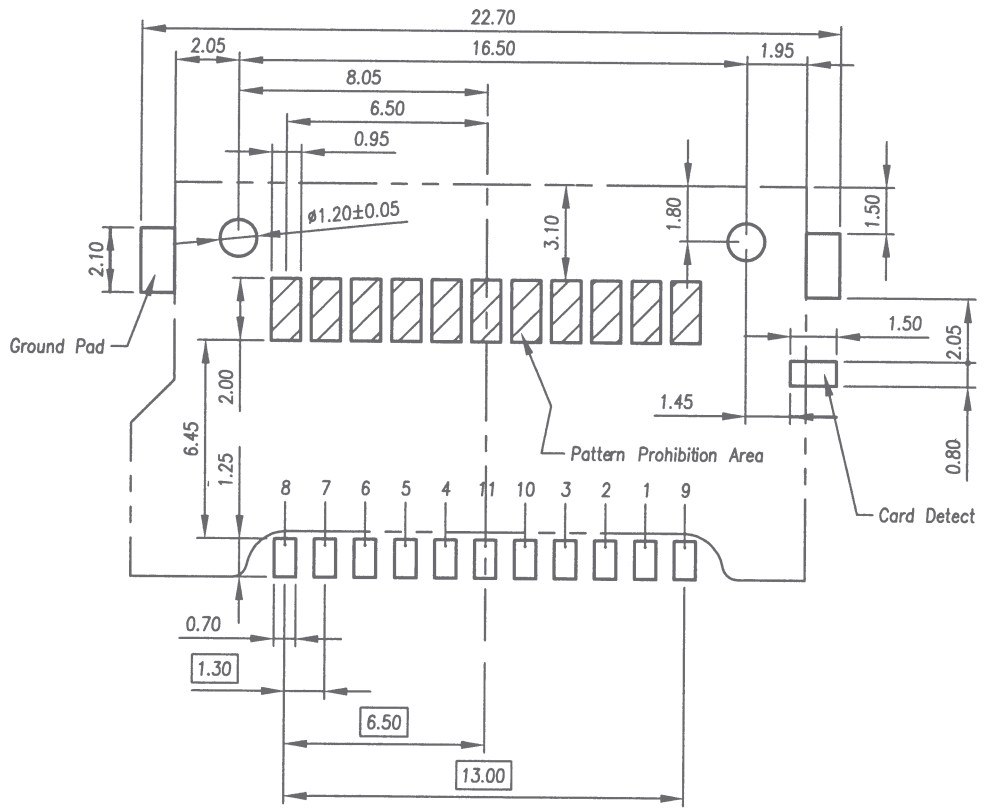
0 : WITHOUT LOGO  
 1 : WITH LOGO

DIMENSION IN mm [Inch]		PROD. SPEC. SP0082	ALMITA CO., LTD.	
TOLERANCE UNLESS OTHERWISE SPECIFIED		PKG. SPEC. PPP-MDB-001	TITLE MINI SD CARD CONNECTOR MANUAL TYPE	CUSTOMER DRAWING
.X±0.30	X.*±	APPROVE [Signature]	FILE NO. KFP-082	DWG NO. MDBMF-X12XXBXX0
.XX±0.20	.X.*±	CHECK [Signature]	SIZE A4	PROJ. SHEET 1 / 2
.XXX±0.05	.XX.*±	DRAW [Signature]	SCALE 2:1	REV B

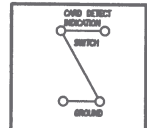
1 2 3 4 5 6 7 8

REV	MODIFICATION	DATE	DRAW
B	EN-05-0226	02-22-94	Gary

F  
E  
D  
C  
B  
A



WITHOUT CARD



CARD INSERTED

MINI-SD CARD

NOTES:

- Material:  
Housing: Thermoplastic UL94V-0  
Color: Black  
Contact: Phosphor Bronze.  
Tin/Lead 100u" at Solder Tail, See "Ordering Information" for Contact Area Plating  
Cover: Phosphor Bronze, Nickel plating for all.

MINI-SD	NAME
1	CD/DAT3
2	CMD/DI
3	VSS1
4	VDD
5	CLK/SCLK
6	VSS2
7	DAT0
8	DAT1
9	DAT2
10	
11	

P.C.B Layout ( Top View )

DIMENSION IN mm [Inch]		PROD. SPEC. SP0082	ALMITA CO., LTD.	
TOLERANCE UNLESS OTHERWISE SPECIFIED		PKG. SPEC. PPP-MDB-001	TITLE MINI SD CARD CONNECTOR MANUAL TYPE	CUSTOMER DRAWING
.X±0.30	.X'±	APPROVE <i>[Signature]</i>	FILE NO. KFP-082	DWG NO. MDBMF-X12XXBXX0
.XX±0.20	.X'±	CHECK <i>[Signature]</i>	SIZE A4	PROJ.  SHEET 2 / 2
.XXX±0.10	.XX'±	DRAW <i>[Signature]</i>	SCALE 2:1	REV B

F  
E  
D  
C  
B  
A

1 2 3 4 5 6 7 8 8F-01-R10